



Best internal climate, clean air,  
high efficiency and energy saving

## **Heating and ventilation units for air domes and tensile structures**

Solutions for sport facilities, temporary and events  
structures, logistic and production areas

# Brilliant air. Brilliant solutions.

## Made in Italy. Listening to the world.

We have always followed our passion for high quality solutions and products. We proudly manufacture the “Made in Italy” which is recognized and appreciated internationally.



## Experience and innovation at your service

Blowtherm is specialist for warm air heaters and thermoventilation units for drying processes and to heat industrial or logistic facilities, commercial outlets, worship sites and farms. Outstanding are our innovative solutions for: sports facilities, entertainment venues and emergency housing. A wide range of industrial boilers and burners completes the proposition.

## Tailored solutions for every need

We design in team with the customer the best solution for his new or already existing plant. We support him during the determination of the economic feasibility of the plant, the thermal calculation of the project, the installation and the management.

## A single partner for all the system

The Blowtherm service center follows the client during all the life of the heating system, granting an efficient and immediate after sale service for all the components, from the burner to the warm air heater and control systems.

## Robustness and long lasting

Blowtherm products grant a long life cycle of the system, a reduced need of maintenance. The consequent important result is a very low running cost.

# Blowtherm: attention to sport and the environment



## **Quick and flexible Installation**

Blowtherm warm air heaters take little space and they require a quick and simple installation.

They use proven technology that makes them reliable and long-lasting, with extremely little maintenance. The configurations suitable for external installation allow optimal operation even in case of adverse weather conditions, low temperatures and frost.

Thousands of athletes play in sports centers supported by our devices all around the world.

## **Efficiency and sustainability**

Blowtherm warm air heaters are characterized by an high seasonal efficiency combined with low consumptions. They start to heat the environment just after the start-up permitting to reach quickly the set-point of temperature.

Beside these characteristics they grant low emissions of NOx, in the full respect of the EcoDesign directive.

## **Intelligent management**

Blowtherm warm air heaters use the most modern electronic management system for the plant, permitting a precise control of the pressure and temperature inside the structure, the remote control of the system, the remote assistance carried out by professional technicians. In every moment the safety of the environment is guaranteed.

## **A solution for the available combustible**

Blowtherm warm air heaters can be matched to various kinds of burner: from natural gas to LPG, from diesel to dual fuel burners. To complete our proposal we can offer a wide range of air handling units with water or electrical coil. New green units have been designed to work with pellet burners.

# IH/AS

## Warm air heaters for sport facilities

Designed for heating and maintaining the internal pressure in the air domes.  
Suitable for the heating of tensile structures.



- ✓ Combustion with low level of pollution to respect the environment
- ✓ LOW NOx combustion if matched to class 3 NOx burners
- ✓ Special manufacturing for direct installation outside
- ✓ Low level of noise
- ✓ Burner already installed (on request)

### Features

- High efficiency aluminized steel heat exchanger
- Supermax turbulators for combustion optimization
- Silent double inlet centrifugal fans with IE3 electrical motor/s
- Housing box for burner
- Air inlet / Air outlet adaptations for circular PVC pipes with fixing straps
- Over pressure air damper for air domes or external air regulation damper for tensile structures
- Air outlet Fire damper
- Exhaust Gas damper
- Stainless steel Double skin stainless steel Chimney kit (conformity EC norms)
- Safety thermostat, regulation and limit thermostats
- Electrical control panel with electrical protection degree IP44 with selectors and lamp, respecting EC norms
- Digital two-stages thermoregulator with PTC sensor



2016/426/UE GAR Rule Conformity

Compliance to the 2009/125/EC EcoDesign Directive and the 2281/2016/EU Rule.

Respect of the limits until September 2018:

- NOx < 100 mg/kWh ref. GCV (Gas):
- NOx < 180 mg/kWh ref. GCV (Diesel)
- seasonal efficiency min. 72%

Respect of the norm with two-stages burner.



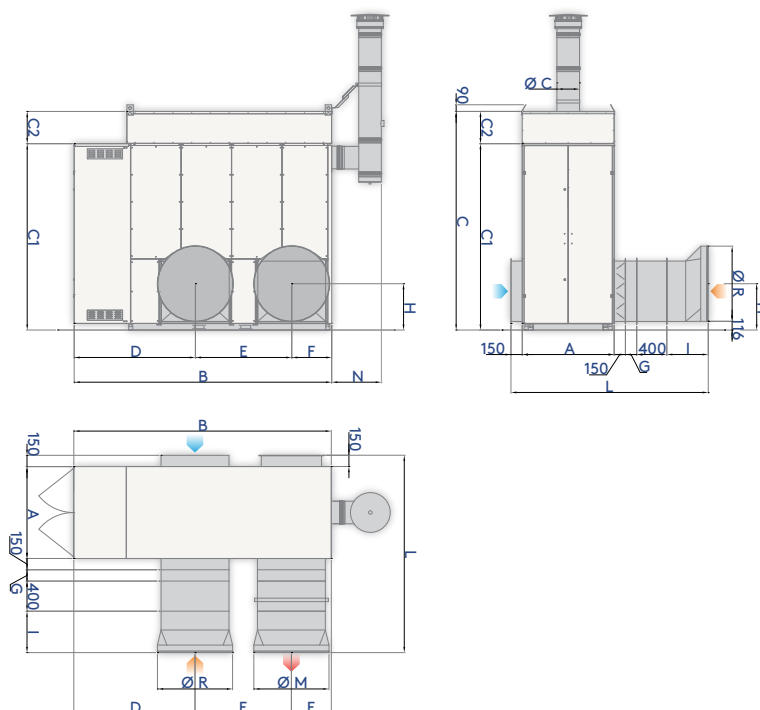
**Version with pellet burner**

(available on request)

## Technical data

Model	Power				Total Airflow	Air Pressure	Airflow (renew)		Delta T	Motor Electrical Power
	Input		Output				m <sup>3</sup> /h	m <sup>3</sup> /h		
	Min	Max	Min	Max						
IH/AS	kW	kW	kW	kW	m <sup>3</sup> /h	Pa	m <sup>3</sup> /h	m <sup>3</sup> /h	ΔT °C	kW
<b>100</b>	98,8	116,2	90,9	105,1	7.800	250	2.500	÷ 4.000	39	2,2
<b>125</b>	123,6	145,4	113,7	131,4	9.400	250	3.000	÷ 5.000	40	3
<b>150</b>	148,2	185,8	137,3	168,0	11.100	250	3.500	÷ 5.500	41	4
<b>200</b>	197,7	232,6	183,0	211,6	15.000	250	4.500	÷ 7.000	40	5,5
<b>250</b>	247,1	290,7	228,8	264,5	18.500	250	6.000	÷ 9.000	41	5,5
<b>300</b>	296,5	348,8	274,5	317,4	20.250	250	7.000	÷ 9.500	44	7,5
<b>400</b>	395,3	465,1	366,0	423,2	31.000	250	9.500	÷ 12.500	39	9,5
<b>500</b>	494,2	581,4	457,6	529,0	35.000	250	10.500	÷ 13.000	43	9,5
<b>600</b>	593,0	697,7	549,2	634,9	43.500	250	11.000	÷ 14.000	42	11

## Dimensions



Model	A	B	C	D	E	F	G	H	I	ØC	ØL	ØR	ØM	Weight
IH/AS	mm	mm	mm	mm	mm	mm	mm	mm	mm	mm	mm	mm	mm	Kg
<b>100</b>	760	2100	2190	970	800	380	50	440	350	180	180	600	600	700
<b>125</b>	850	2290	2250	970	940	380	50	440	350	200	180	600	600	800
<b>150</b>	850	2290	2250	970	940	380	50	440	350	200	180	600	600	800
<b>200</b>	950	2540	2420	1020	1090	430	100	490	450	200	180	700	700	920
<b>250</b>	1100	2790	2470	1310	1050	430	100	460	450	250	250	700	700	1200
<b>300</b>	1100	2790	2470	1310	1050	430	100	460	450	250	250	700	700	1200
<b>400</b>	1220	3420	2900	1610	1280	530	150	615	550	300	300	1000	1000	1350
<b>500</b>	1350	3915	3315	1890	1445	580	150	615	550	300	300	1000	1000	1500
<b>600</b>	1350	3915	3315	1890	1445	580	150	615	550	300	300	1000	1000	1500

# IH/AS...K

## Condensing warm air heaters for sport facilities

Designed for heating and maintaining the internal pressure in the air domes.  
Suitable for the heating of tensile structures.



- ✓ Combustion with low level of pollution to respect the environment
- ✓ Condensing technology Ecotech
- ✓ LOW NOx combustion, if matched to class 3 NOx burners
- ✓ Special manufacturing for direct installation outside
- ✓ Low level of noise
- ✓ Burner already installed (on request)

### Features

- High efficiency AISI 441 stainless steel 3 pass heat exchanger
- Supermax turbolators for combustion optimization
- Silent double inlet centrifugal fans with IE3 electrical motor/s
- Condensate drain pipe, siphon and (on request) condensate neutralizer kit
- Housing box for burner
- Air inlet / Air outlet adaptations for circular PVC pipes with fixing straps
- Over pressure air damper for air domes or external air regulation damper for tensile structures
- Air outlet Fire damper
- Exhaust Gas damper
- Stainless steel Double skin stainless steel Chimney kit (conformity EC norms)
- Safety, regulation and limit thermostats
- Electrical control panel with electrical protection degree IP44 with selectors and lamp, respecting EC norms
- Digital two-stages thermoregulator with PTC sensor



016/426/UE GAR Rule Conformity

Compliance to the 2009/125/EC EcoDesign Directive and the 2281/2016/EU Rule.

Respect of the limits until September 2018:

- NOx < 100 mg/kWh ref. GCV (Gas):
- NOx < 180 mg/kWh ref. GCV (Diesel)
- seasonal efficiency min. 72%

Respect of the norm with two-stages burner.



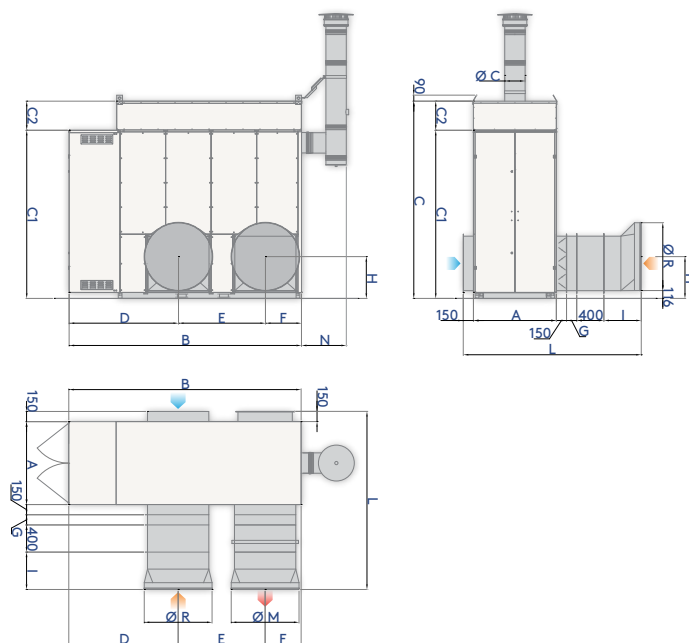
**Version with pellet burner**

(available on request)

# Technical data

Model	Thermal Power				Total Airflow	Air Pressure	Airflow (renew)		Delta T	Motor Electrical Power
	Input Max	Output								
		100%	50%	30%						
IH/AS...K	kW	kW	kW	kW	m <sup>3</sup> /h	Pa	m <sup>3</sup> /h	m <sup>3</sup> /h	ΩT °C	kW
<b>100</b>	115,9	108	59,3	36,4	7.800	250	2.500 ÷	4.000	39	2,2
<b>125</b>	145,4	136	73,8	45,8	9.400	250	3.000 ÷	5.000	40	3
<b>150</b>	185,8	174	95,7	58,4	11.100	250	3.500 ÷	5.500	41	4
<b>200</b>	232,6	217	119,2	73,1	15.000	250	4.500 ÷	7.000	40	5,5
<b>250</b>	290,7	272	150,0	91,6	18.500	250	6.000 ÷	9.000	41	5,5
<b>300</b>	348,8	324	179,3	109,5	20.250	250	7.000 ÷	9.500	44	7,5
<b>400</b>	465,0	432	239,5	146,4	31.000	250	9.500 ÷	12.500	39	9,5
<b>500</b>	581,4	541	300,0	183,0	35.000	250	10.500 ÷	13.000	43	9,5
<b>600</b>	697,7	649	358,6	219,1	43.500	250	11.000 ÷	14.000	42	11

# Dimensions

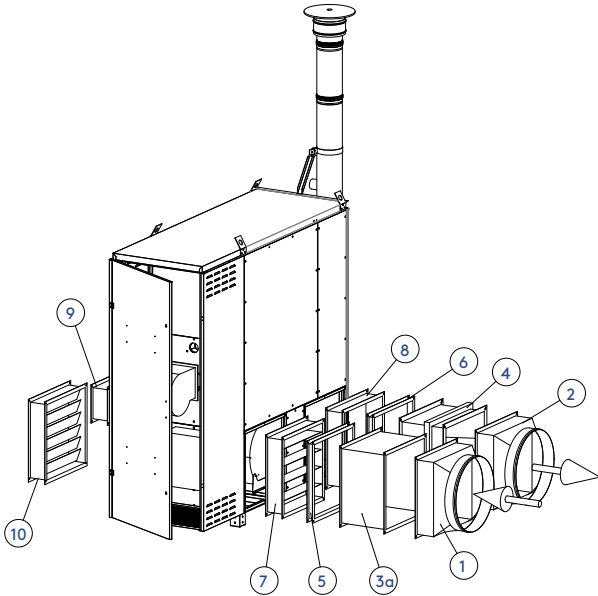


Model	A	B	C	D	E	F	G	H	I	ØC	ØL	ØR	ØM	Weight
IH/AS...K	mm	mm	mm	mm	mm	mm	mm	mm	mm	mm	mm	mm	mm	Kg
<b>100</b>	760	2100	2190	970	800	380	50	440	350	180	180	600	600	700
<b>125</b>	850	2290	2250	970	940	380	50	440	350	180	180	600	600	800
<b>150</b>	850	2290	2250	970	940	380	50	440	350	180	180	600	600	800
<b>200</b>	950	2540	2420	1020	1090	430	100	490	450	180	180	700	700	920
<b>250</b>	1100	2790	2470	1310	1050	430	100	460	450	250	250	700	700	1200
<b>300</b>	1100	2790	2470	1310	1050	430	100	460	450	250	250	700	700	1200
<b>400</b>	1220	3420	2900	1610	1280	530	150	615	550	250	300	1000	1000	1350
<b>500</b>	1350	3915	3315	1890	1445	580	150	615	550	250	300	1000	1000	1500
<b>600</b>	1350	3915	3315	1890	1445	580	150	615	550	250	300	1000	1000	1500

# Most typical configuration

## Configuration for airdomes

PRESS1 is a typical configuration of the warm air heater including all the necessary elements to permit the heating and maintain the internal pressure in the AIR DOME. It is foreseen to install one single fire damper on the air outlet section of the unit (on request other available configurations).

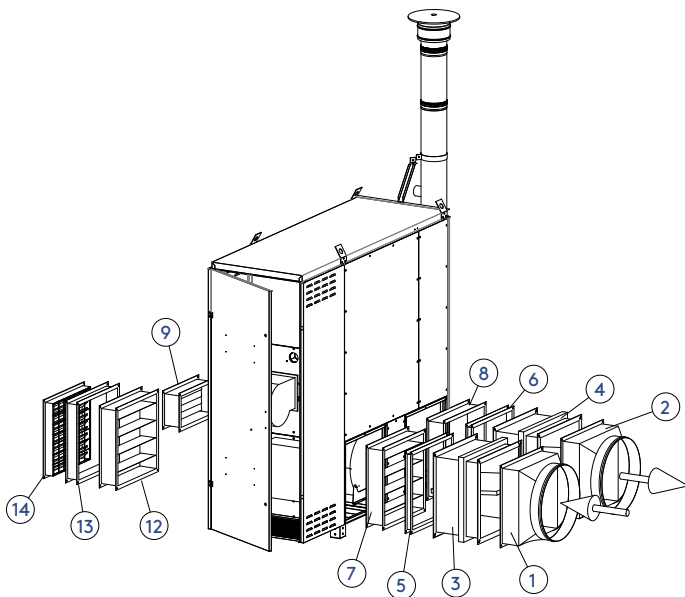
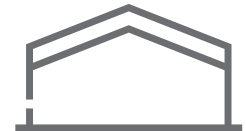


### The standard supply includes:

- ErP warm air heater IH/AS or IH/AS...K
- External version with protective burner box
- LOW NOx two-stages burner (if specified at the moment of the order)
- Air inlet / Air outlet adaptations for circular PVC pipes with fixing straps (1-2)
- Stainless steel Double skin stainless steel Chimney kit (conformity EC norms)
- Over pressure Air damper on the rear side (10)
- Exhaust Gas damper (9)
- Fire damper on the air outlet section (4)
- Two-stages Digital thermoregulator with temperature sensor

## Configuration for tensile structures

TENS5 is a typical configuration of the warm air heater including all the necessary elements to permit to heat a TENSILE STRUCTURE. It is foreseen to install two fire dampers, one on the air outlet section and one on the air inlet section of the unit (on request other available configurations).



### The standard supply includes:

- ErP warm air heater IH/AS or IH/AS...K
- External version with protective burner box
- LOW NOx two-stages burner (if specified at the moment of the order)
- Air inlet / Air outlet adaptations for circular PVC pipes with fixing straps (1-2)
- Stainless steel Double skin stainless steel Chimney kit (conformity EC norms)
- Regulation Air damper (external fresh air) (10)
- Exhaust Gas damper (9)
- Two Fire dampers: on the air inlet and air outlet sections (3-4)
- Two-stages Digital thermoregulator with temperature sensor

# IH/AS and IH/AS...K Sport line

## A modular system to satisfy every need



### Ventilation Back-up unit

It maintains the internal pressure of the air dome, granting the lowest possible running costs




### Snow controller+sensor Kit

Safety control (on request) to start the burner in case of presence of snow. Available also solution granting the working of the burner in absence of electricity.



### Electrical diesel generator

Electrical diesel generator which grants the working of the system in safety conditions even in case of electricity failure



### Dry system

It controls and maintain the correct internal climatic comfort in term of % of humidity. If the humidity increases the fresh air damper opens to reduce the %



### PLC

Management and digital control by remote of the complete system



### Kit electrical heating

Safety device useful to grant the minimum temperature inside the burner box, in case of low temperatures in the place of installation



### Kit pressure control with inveter

Inverter, pressure transducer, air damper with servomotor to optimize the electrical consumption: instantly we grant the exact value of pressure.



### Condensate neutralizer

Useful for condensing technology heaters: it neutralize the acidity of the condensate



### Cooling unit

Unit useful to grant better environmental conditions in the summer period, thanks to the use of a cross place heat exchanger and an evaporative system



### Alarm

Acoustic and visual alarm (option for installation inside the structure)



### Anemometer

Safety component of the system, necessary to control the wind speed and manage the functions of security



### Manometer

It indicates the internal pressure of the air dome

# IH/HS W.C.

## Air handling units with water coil for sport facilities

Air handling unit with water coil for heat and maintain on pressure sport air domes



- ✓ Suitable for the heating of tensile structures
- ✓ Available solution suitable for district heating
- ✓ Heat recovery system for thermal water (option available on request)

### Features

- Double skin cover panels
- High efficiency 4-rows of pipe water coil
- Ventilation section with single inlet back curved centrifugal fan/s
- Airflow regulation with fan micro-dampers
- Over pressure air damper for air domes or external air regulation damper for tensile structures
- Air inlet / Air outlet adaptations for circular PVC pipes with fixing straps
- Air recirculation regulation damper
- Electrical control panel with thermoregulator and PT100 sensor for 3-way valve control
- Softstarter for motor/s starting
- No-freeze thermostat
- Three-way regulation valve
- On request: snow sensor and controller

### Components



Water coil



Centrifugal single inlet fan



No-freeze thermostat



Fan Air Micro-Dampers

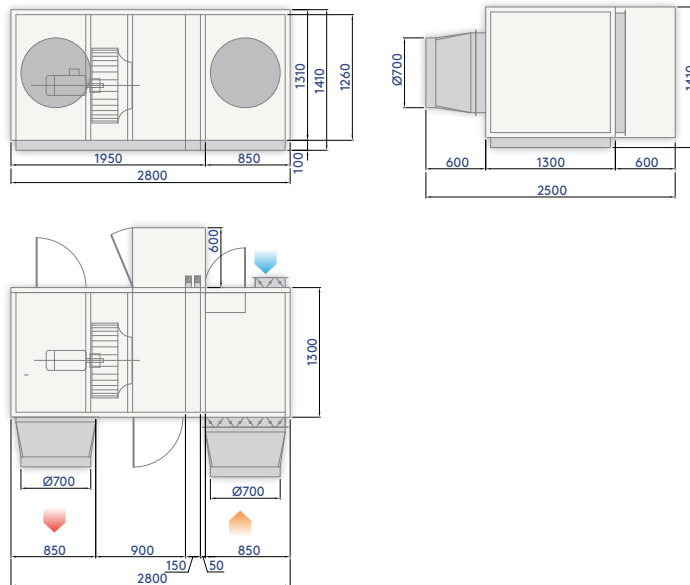


# Technical data

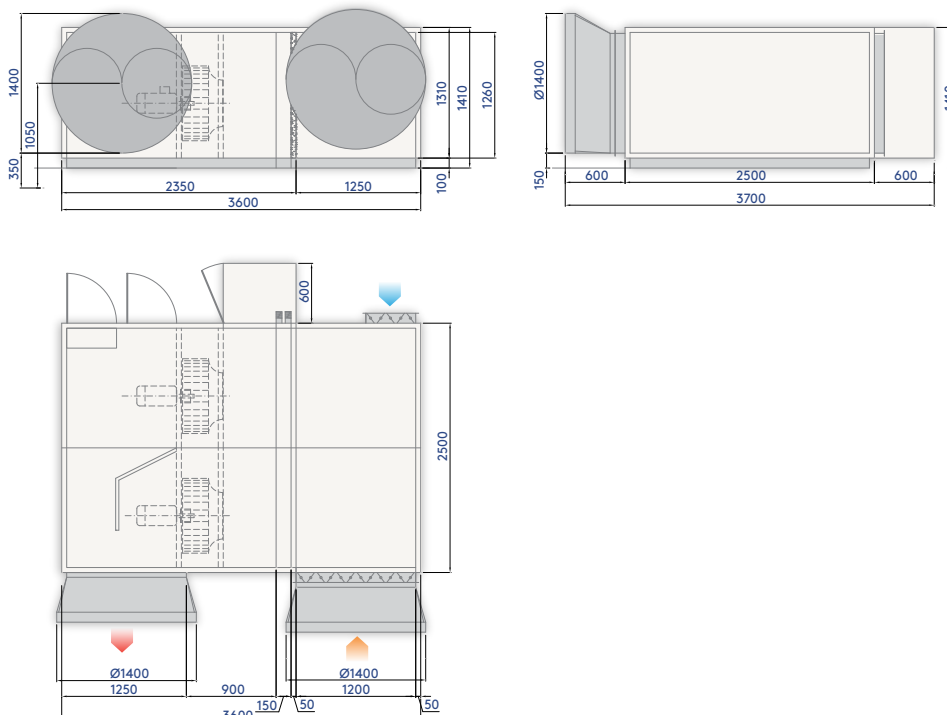
IH/HS Model	Power kW	Airflow m3/h	Air Press. Pa	Air Temp. In/Out °C	Water Temp. In/Out °C	Water Flow liters/h	Water Press. drop mH2O	Electrical Power kW
115	116,2	8.000	300	10/52,5°C	90/70°C	4.995	2,6	3
175	174,4	12.000	300	10/52,5°C	90/70°C	7.500	2,8	4
230	232,6	16.000	300	10/52,5°C	90/70°C	10.000	1,7	5,5
290	290,7	20.000	300	10/52,5°C	90/70°C	12.500	1,7	2x 3
350	348,8	25.000	300	10/50,8°C	90/70°C	15.000	2,3	2x 4
465	465,1	34.000	300	10/50,0°C	90/70°C	20.000	2,8	2x 5,5
580	581,4	40.000	300	10/52,5°C	90/70°C	25.000	2,3	2x 7,5
700	697,4	48.000	300	10/52,5°C	90/70°C	30.000	2,6	2x 9,2

## Dimensions

### IH/AS 115-230



### IH/AS 290-700



# PLC Remote Management system

## Monitoring and programming your system



- ✓ Remote Parameters Monitoring
- ✓ Smart Remote Control
- ✓ Management of the main functions of the system
- ✓ Economy mode
- ✓ Teleassistance
- ✓ Safety controls

### PLC (Programmable Logic Controller)

- Display of the main parameters of the system:
  - Internal pressure
  - Internal temperature
  - Wind speed
  - % Burner combustible consumption
  - Ventilation status
  - Alarm signals (burner, fire damper, inverter damage, diesel generator damage)
- Smart Remote Control
- Management of the main functions of the system:
  - on/off heating
  - control of modulating/two-stages burner with climatic control
  - temperature set-point
  - internal pressure set-point
- Economy mode  
Activation Economy mode (energy saving working) with lower set-point of pressure
- Teleassistance  
Service software for assistance by remote  
Real time failure alarm report by sms/email
- Safety controls  
Automatic working of safety program in case of external critical wheater conditions

### Features

- Touch screen Schneider mod. 241ER dim. 3,5" (on request: available version of dim. 5,7")
- Air outlet temperature sensor
- AI inlet temperature sensor
- ON/OFF control
- Wind sensor (max speed 200km/h)
- Minimum and maximum pressure switches
- Pressure transducer

### Hardware components

- DIREL site manager
- Switch ethernet
- Schneider Vijeo Design'Air Software for remote management and supervision of the system for PC or tablet (software to be installed by the end user, to be purchased separately online)
- Back-up battery to grant the working in case of electricity failure

Automatic Pressure control of the air dome on 2 levels:

a) "Economy phase": working at a minimum value of pressure inside the air dome; the emergency ventilation unit is working and the heater is stopped. The emergency ventilation unit is controlled by the inverter and working at a value of frequency lower than 50Hz, in electrical saving conditions. In case of presence of emergency (wind, damage of the structure, loss of pressure), there is an automatic interruption of the economy function.

At the end of the emergency, automatically the economy function will be restored.

b) "Full phase": working at a standard value of pressure (standard conditions in presence of sport activity).

## Back-up unit for air domes

Emergency ventilation unit with electrical motor and centrifugal fan.



- ✓ Useful to increase the internal pressure of the air dome in case of emergency such as high wind speed, low internal pressure
- ✓ Designed to be matched to electrical diesel generator models LD 7500/13500 to grant the working and the safety internal pressure in case of electricity failure
- ✓ If installed without electrical diesel generators, they can work only to achieve the maintain of the internal pressure of the air dome (installations without heating)

### Features

- Structure of the unit made in 10/10mm galvanized steel and covering panels in pre-painted steel
- Ventilation section with single inlet back curved centrifugal fan
- IP44, IE3 electrical motor
- Over pressure air damper and protective air inlet net
- Air outlet adaptation for circular PVC pipe with fixing strap
- Electrical control panel with economy function
- Inverter
- Pressure switch (minimum/maximum/regulation)
- External visual and acoustic alarm
- Wind sensor
- Pressure manometer

NOTE: The electrical diesel generators (supplied by the client) can be matched to our back-up units at the conditions that they respect the necessary requirements (please, contact our technical office in case of interest).

Manual Pressure control of the air dome on 2 levels:

a) "Economy phase": working at a minimum value of pressure inside the air dome; the emergency ventilation unit is working and the heater is stopped. The emergency ventilation unit is controlled by the inverter and working at a value of frequency lower than 50Hz, in electrical saving conditions. In case of presence of emergency (wind, damage of the structure, loss of pressure), there is an automatic interruption of the economy function.

At the end of the emergency, automatically the economy function will be restored.

b) "Full phase": working at a standard value of pressure (standard conditions in presence of sport activity).

### Components



**Inverter**



**Pressure switch**



**Visual/acoustic alarm (internal/external)**



**Wind sensor**

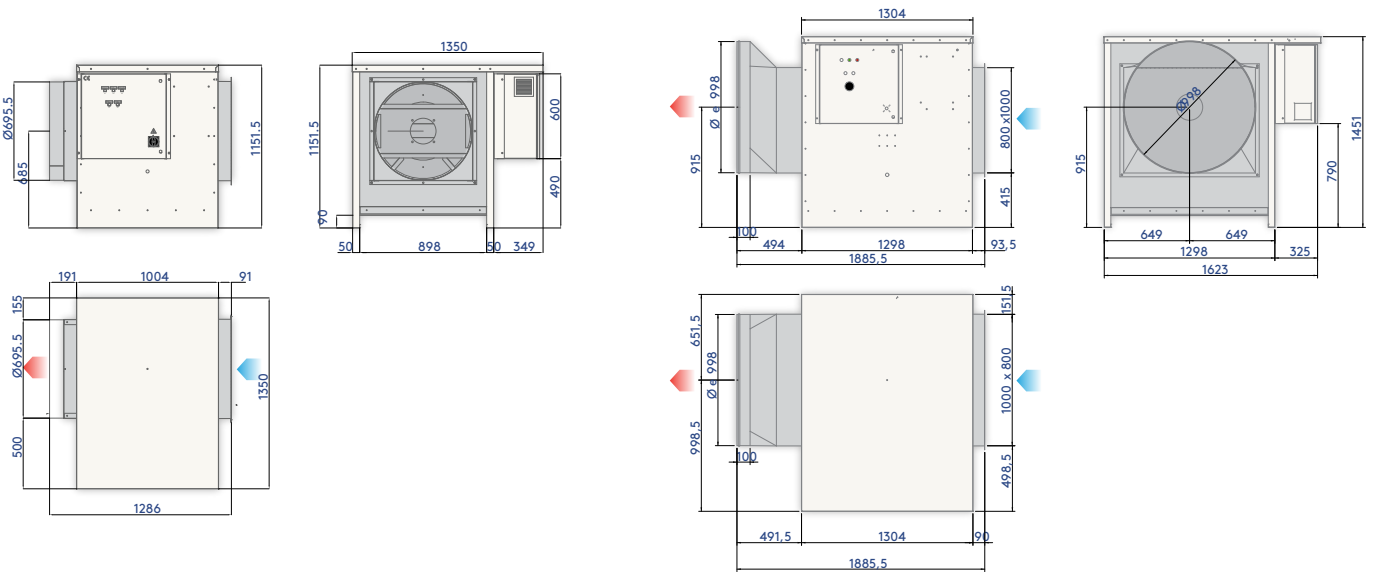


**Manometer**

## Technical data

GVE Mod.	Airflow m <sup>3</sup> /h	Pressure Pa	Electrical Power kW	Electrical Supply
01	12.000	300	3	400 V - 3Ph - 50Hz
02	20.000	300	5,5	400 V - 3Ph - 50Hz
03	30.000	300	7,5	400 V - 3Ph - 50Hz

## Dimensions



GVE 01-02

GVE 03



# LD

## Electrical diesel generator for emergency ventilation unit



- ✓ Electrical diesel generator with internal tank, suitable to grant the working of the back-up units in case of absence of electricity for the period of time corresponding to the hours of autonomy
- ✓ Suitable for installation outside
- ✓ Available special versions with pre-heating in case of installation in environment at low temperature

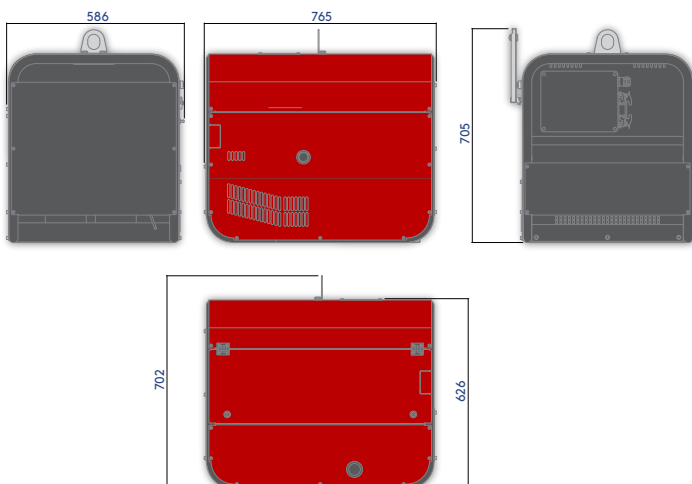
### Features

- Super Silent case with double skin cover
- Version with Lombardini or Perkins (or similar) diesel motor
- Including Automatic electrical control panel for starting and safety functions
- Instant verification of functioning status
- Automatic weekly starting of the generator for status verification
- Instantaneous verification of the battery charge

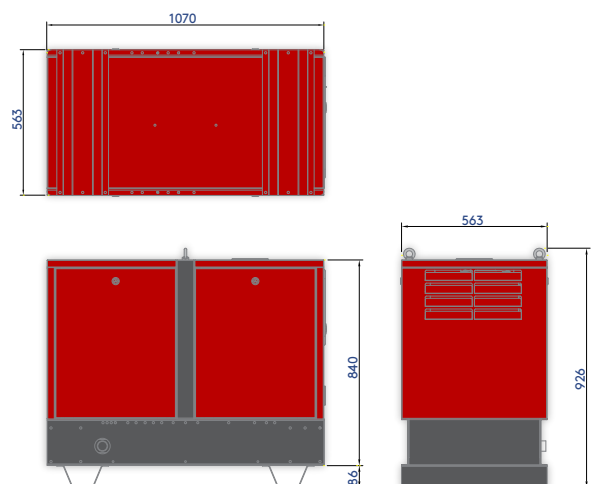
### Technical data

LD Mod.	Max electrical power of the motor kW	Capacity of the tank liters	Diesel consumption liters/h
LD 7500 ESX	6,8	20	1,5
LD 13500 ESX	11,9	20	3,3

### Dimensions



LD 7500 ESX



LD 13500 ESX

# Immediate saving if compared with a traditional heater

The warm air heater IH/AS and IH/AS...K are equipped with high performances centrifugal fans which permit a quick air exchange inside the volume and the environment. Thanks to the economy function and the inverter technology, they grant an important saving of the electrical consumption, until 30-40% respect a traditional heater.

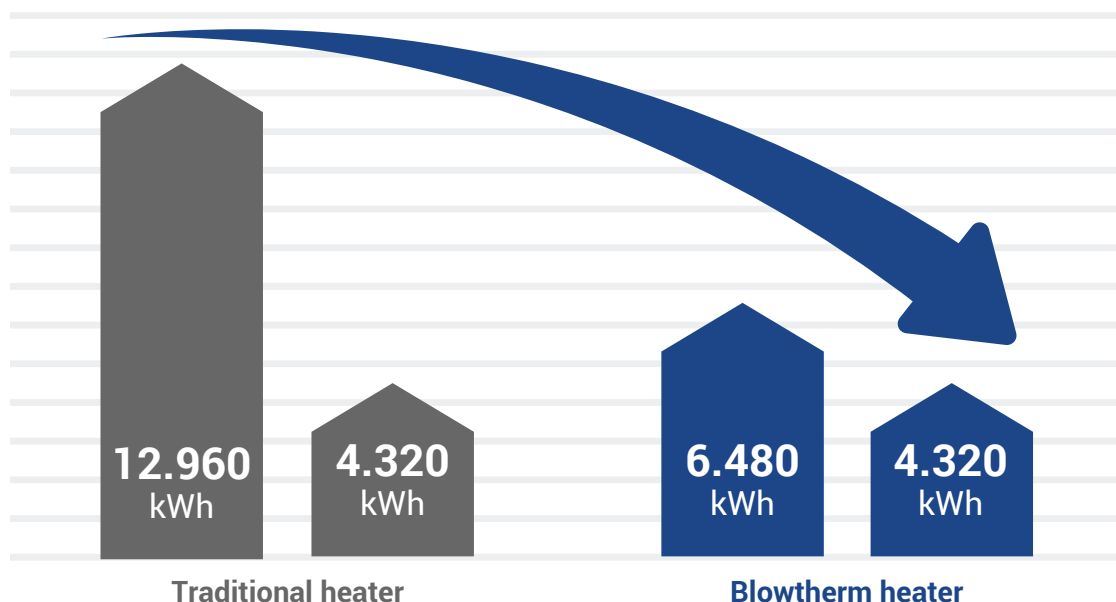
**Example of calculation of the saving during a complete season of working: single pitch dim. 18x36m (tennis, beach volley, football) with thermal power 150kW**

	Traditional heater		Blowtherm heater	
	Maintaining the internal pressure	Heating + Maintaining the internal pressure	Maintaining the internal pressure	Heating + Maintaining the internal pressure
Daily number of working hours (seasonal average)*	<b>18</b> Hours/day	<b>6</b> Hours/day	<b>18</b> Hours/day	<b>6</b> Hours/day
Motor power consumption	<b>4</b> kWh	<b>4</b> kWh	<b>2</b> kWh	<b>4</b> kWh
Number of days/year of pitch covering	<b>180</b> days	<b>180</b> days	<b>180</b> days	<b>180</b> days
Total consumption in the period	<b>12.960</b> kWh	<b>4.320</b> kWh	<b>6.480</b> kWh	<b>4.320</b> kWh
<b>Total consumption in the complete season</b>	<b>17.280</b> kWh		<b>10.800</b> kWh	
<b>Total seasonal cost of electrical energy consumption (ref. 0,50€/kW)**</b>	<b>8.640,00 €</b>		<b>5.400,00 €</b> (saving of 40%)	

\* Average value considering 6hours/day of working of the heating during 180days of the complete season

\*\* average cost in the market

In case of a perfect sealing of the air dome, it is possible to make a further system calibration, increasing additionally the energy saving, reaching values of approximately 50% respect to a traditional solution.



# BLD 100

## Air mixers

Designed to evenly distribute both vertically and horizontally the temperature of the air inside large buildings




### Features

- BLD 100 is an air mixer
- Possibility to be controlled (option) by control panel with speeds selection
- Air speed lower than 0,1m/s

- ✓ Save up to 30% on the combustible consumption
- ✓ Special helicentrifugal impeller not directing the air flow downwards and in concentrated areas, but distributing the air in a radial way with an almost imperceptible ventilation. No disturb for the athletes inside the structure
- ✓ No movement of dust or other volatile elements
- ✓ Complying to the safety and environmental hygiene standards
- ✓ The exclusive mixing of the produced air improves the air quality even during the summer season by increasing the air exchanges through windows and other openings, producing a constant and pleasant ventilation in the building
- ✓ Silent and performant

### Technical data

BLD	Airflow	Electrical Power	Frequency	Voltage	Electrical adsorption	Rotation
Mod.	mc/h	W	Hz	V (1ph/3ph)	A	r.p.m.
100	10000	300	50	230/400	1,7/1,0	700



# Blowtherm: a solution for all your projects!



## Sport

- Tennis courts  
(one court 18mx36m, two courts 36mx36m, three courts 54mx36m)
- Football pitches  
(until dimensions 50mx100m)
- Swimming pools
- Ice-rink for hockey
- Field hockey
- Paddle
- Basket
- Beach volley
- Poly-functional facilities
- Athletic track
- Equestrian Center
- School Gyms



## Temporary structures

- Refugees accommodation
- Natural disasters emergency hospitality
- Military exercises



## Events

- Spectacles, theaters
- Concerts
- Fairs, markets
- Festivals
- Dancing hall
- Circus



## Warehouses and production area


- Logistic centers
- Stock for agricultural products
- Stock for mechanical elements
- Production area
- Showroom



## Hangars

- Aircrafts and Railways maintenance zone
- Military aviation facilities

# Reference Projects





**Head office**

Via G. Reni, 5 - 35134 Padova - Italy  
Tel. +39 049 601600  
info@blowtherm.it

**Factory**

Via Borgo Padova, 89  
35012 Camposampiero (Pd) - Italy  
Tel. +39 049 9300229

**[www.blowtherm.it](http://www.blowtherm.it)**

Share capital € 624.000 (e.p.)  
VAT Number 01075700284  
R.E.A. Padova n. 177255

BLOWTHERM S.p.A. sole shareholder  
Company subject to management and  
administration by Gemap S.p.A.